

Precious Metals Investment Weekly

Date: 10 May 2010

Topic: CFTC, Tocom & ETF data in week to 4 May 2010

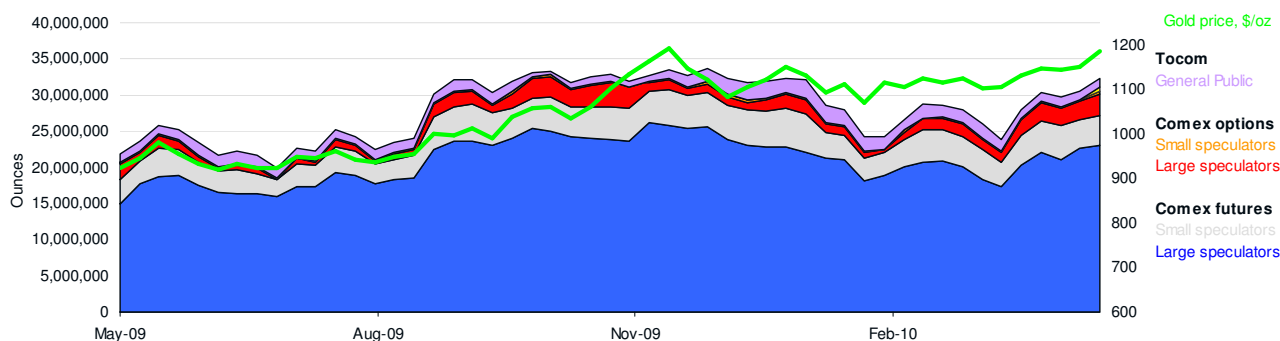
Nutshell: Gold fares well on risk aversion

Gold investment (ounces)

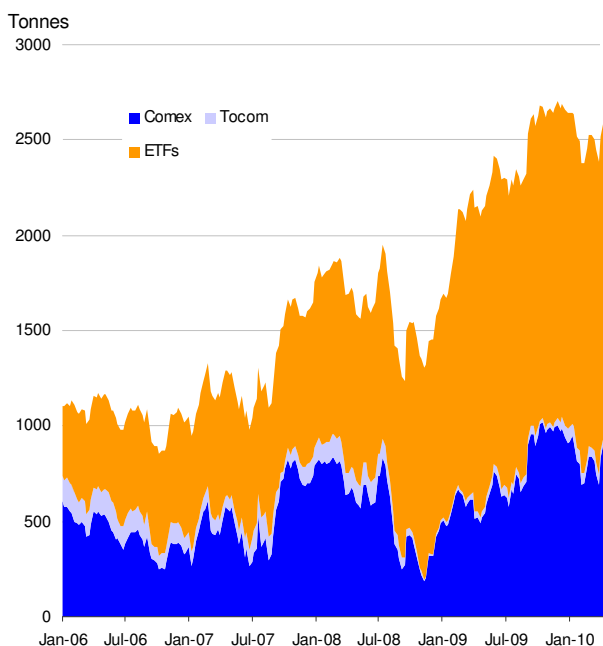
Futures	Comex net long Futures		Options		Total	Tocom General Public	Total futures	Gold price \$/oz
	Large Specs	Small Specs	Large Specs	Small Specs				
27-Apr-10	22,566,800	3,985,400	2,577,700	306,700	29,436,600	1,134,639	30,571,239	1150
04-May-10	23,054,700	4,103,900	3,044,400	293,900	30,496,900	1,248,517	31,745,417	1185
Change	487,900	118,500	466,700	-12,800	1,060,300	113,878	1,174,178	36

ETFs	SPDR	BGI US	UK GBS	Australia	S.Africa	UK and Swiss	Total ETFs	Global total investment
27-Apr-10	36,871,583	2,517,649	3,705,983	476,246	1,581,220	8,539,749	54,168,676	84,739,914
04-May-10	37,263,062	2,527,442	3,694,466	476,210	1,573,250	8,672,270	54,682,910	86,428,327
Change	391,479	9,793	-11,518	-36	-7,970	132,521	514,234	1,688,412

Exchange gold investment, past 12 months, oz



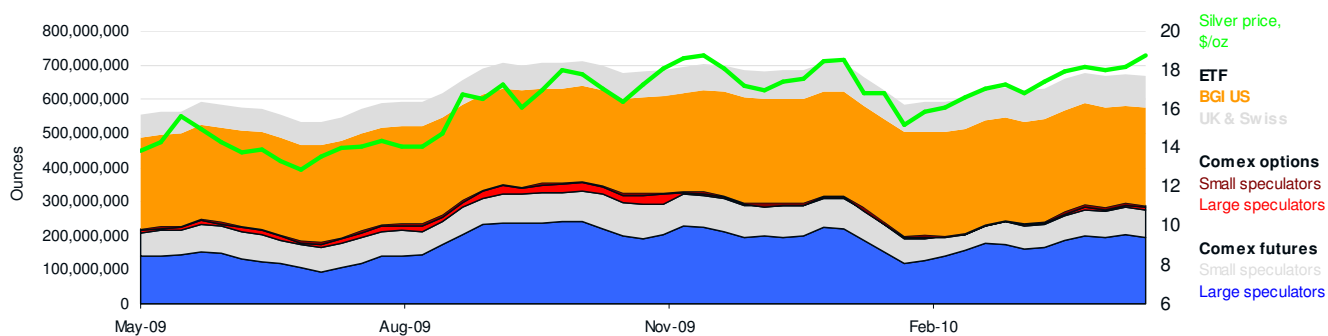
All gold investment, Jan 2006-May 2010, tonnes



- Comex net longs rose almost 1.1 Moz in the week ending 4 May, to 30.5 Moz – the highest since mid-December. Almost 0.79 Moz of new longs were added while more than 0.27 Moz of shorts exited. The net change in futures was more than 0.6 Moz, while non-commercial options (large specs) rose 0.47 Moz. Large specs' options have now increased by almost 2.6 Moz since mid-February, which is the largest such gain over this length of period (11 weeks) since mid-November.
- There was no Tocom data for 4 May due to the Japanese public holiday, so our figures represent the nine days to 6 May. Over this period Tocom futures rose by 113,878 oz, to almost 1.25 Moz.
- ETF holdings added more than 0.5 Moz. The SPDR added more than 0.39 Moz and UK/Swiss ETFs a net 0.13 Moz, while there was only modest gains or declines in the other products we measure. Since our cut off date on 4 May, the SPDR has added another 0.95 Moz by 7 May, including a 0.64 Moz increase on 6 May – its largest one-day gain since February 2009.
- The gold price rose \$36/oz, to \$1,185/oz. The price has since fixed at \$1,196.50/oz in London in the afternoon of 10 May.

Silver investment (ounces)

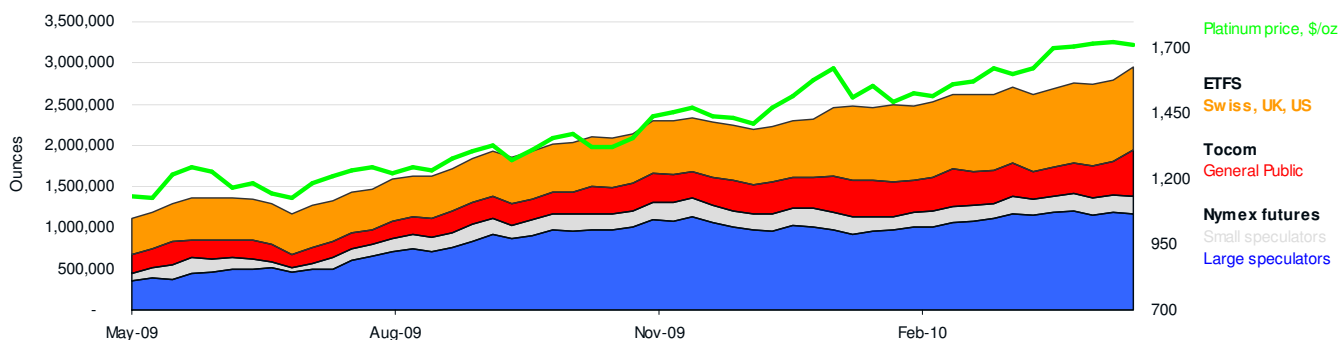
Date	Comex					US ETF UK ETF Swiss ZKB ETF	Global investment total	Price \$/oz
	Open Interest	Futures		Options	Total			
		Large Specs	Small Specs					
27-Apr-10	743,365,000	202,835,000	79,270,000	12,805,000	294,910,000	378,187,681	673,097,681	18.16
04-May-10	745,725,000	193,300,000	83,640,000	11,845,000	288,785,000	378,439,917	667,224,917	18.71
Change	2,360,000	-9,535,000	4,370,000	-960,000	-6,125,000	252,236	-5,872,764	0.55



- Comex silver net longs fell by more than 6.1 Moz, to 288.8 Moz, bucking the trend in gold but tracking declines in industrial metals. Almost 4.3 Moz of longs were liquidated and more than 1.8 Moz of shorts added. The large speculators' position (non-commercial) fell by more than 9.5 Moz, but this was partly offset by a 4.4 Moz gain in small specs (non-reportable). Options shed 0.96 Moz.
- ETFs fared better, adding 252,236 oz, which is the second modest weekly rise. However this holdings are still significantly short of the 391 Moz held in early March.
- The silver price rose by \$0.55/oz in the week, to \$18.71/oz. It has since fallen to fix in London at \$18.46/oz on 10 May.

Platinum investment (ounces)

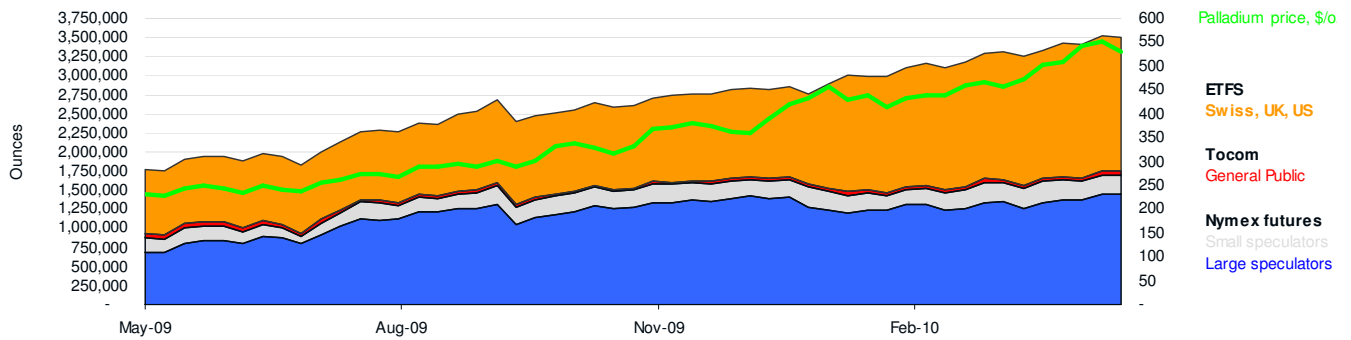
Date	Nymex				Tocom	ETFs Swiss, UK and US	Global investment total	Price \$/oz
	Open Interest	Futures		Total				
		Large Specs	Small Specs		GP net long			
27-Apr-10	1,862,550	1,185,900	206,800	1,392,700	412,587	995,234	2,800,520	1,722
04-May-10	1,816,000	1,173,450	204,100	1,377,550	569,580	1,009,939	2,957,069	1,712
Change	-46,550	-12,450	-2,700	-15,150	156,994	14,705	156,549	-10



- Nymex platinum investment fell slightly in the week, losing 15,150 oz to reach 1.38 Moz, but gains on Tocom and in ETFs saw a net rise in total global investment of 156,549 oz, to 2.96 Moz.
- Tocom added 156,994 oz, which would have been the highest weekly gain since July 2007 had it not been for the Japanese public holidays, meaning that data was for the nine days to 6 May rather than week. Even so, total net longs on Tocom are now at their highest since July 2008, standing at more than 0.57 Moz.
- ETFs added a modest 14,705 oz, with the US ETFs products rising by 10,007 oz, to 349,425 oz.
- The platinum price fell by \$10/oz, to hit \$1,712/oz. It has since fallen further to fix at \$1,694/oz in the afternoon of 10 May.

Palladium investment (ounces)

Date	Nymex Futures				Tocom GP net long	ETFs Swiss, UK and US	Global investment total	Price \$/oz
	Open Interest	Large Specs Net long	Small Specs Net long	Total				
27-Apr-10	2,403,700	1,441,700	256,600	1,698,300	54,207	1,776,241	3,528,747	550
04-May-10	2,368,200	1,440,100	244,900	1,685,000	58,868	1,765,055	3,508,923	529
Change	-35,500	-1,600	-11,700	-13,300	4,662	-11,186	-19,824	-21



- Nymex palladium net longs fell 13,300 oz, to reach 1.685 Moz. Most of the decline came from non-reportables, which slipped 11,700 oz, while non-commercials fell 1,600 oz.
- Tocom futures' investment added 4,662 oz, to bring total net longs to 58,868 oz, its highest since June 2009.
- ETFs fell by a modest 11,186 oz, to 1.765 Moz, leaving total global investment down by 19,824 oz, to 3.51 Moz.
- The price fell by \$21/oz, to \$529/oz. It has since fallen further to fix in London at \$528/oz in the afternoon of 10 May.

The VM Group/MineLife

100-101 Ashmill Street, London - NW1 6RA, UK
Tel + 44 (0) 20 7569 5930
Web: <http://www.virtualmetals.co.uk>
Email: info@virtualmetals.co.uk

Disclaimer

The contents of this document are confidential and proprietary to Fortis Bank (Nederland) N.V. and its affiliates ("Fortis") and may not be disclosed to a third party without Fortis' prior written consent. This document is provided for information purposes only and as an accommodation to you. The information contained herein (the "Information") is current as at the date of issue and Fortis shall be under no obligation to notify you of any changes to the Information or otherwise to update the Information after this date. Any material contained herein is for information purposes only and should not be regarded as an offer, recommendation or solicitation to buy or sell securities or derivative products. It does not contain a complete description of any particular product or transaction and any investment decision should be based upon the final documentation prepared in relation to any particular product or transaction.

Information may have been obtained from, and/or based upon information obtained from sources that Fortis believes to be reliable, however the accuracy and completeness thereof and the computations based thereon cannot be assumed. No representation or warranty, express or implied, is or will be made, and no responsibility or liability is or will be accepted by Fortis or any of its officers, servants, agents, employees or advisors in relation to the accuracy or completeness of this document or the Information. The Information must be considered in conjunction with all other publicly available information. This document may include various forms of performance analysis, characteristics and pricing estimates. Such information and any opinion, estimate or projection contained in this document is illustrative only and is not intended to predict actual results which may be expected to differ substantially from those described in this document. Past performance is not necessarily indicative of future results.

Fortis is not providing you with investment advice or a personal recommendation nor will it be deemed to have done so. The Information is being provided to you because we believe, based upon statements and other indications you have provided, that (i) you have sufficient knowledge, experience and professional advice to understand and make your own independent evaluation of the merits, risks and suitability of making an investment in the type of products or transactions described herein; (ii) you are not relying on Fortis for information, advice or recommendations of any sort, except factual information, about the terms of any product or transaction; and (iii) you have sufficient financial means to accept the risk connected with any product or transaction described herein. Fortis acts as principal in transacting with you and does not owe any fiduciary duties to you. You must determine the suitability of any products or transactions described herein. The products and transactions described herein may not be suitable for all investors. Fortis is not providing you with financial, legal, tax, regulatory or accounting advice. It is your responsibility to seek your own advice in these respects and to satisfy yourself that you are aware of any such risks associated with the products or structures described in the Information. Fortis expressly disclaims any responsibility for any uses to which you put this information.

This document does not purport to identify or suggest all of the risks, direct or indirect, which may be associated with any products or transactions described herein. Fortis may have positions in trades and securities similar to the products and transactions described herein. There may be no market for products described herein, therefore investors should be prepared to hold any product until maturity. If you unwind a transaction early you may receive less than the stated redemption amount. Any transaction is subject to approvals, procedures and policies determined by Fortis and prevailing market conditions. The Information does not constitute research and as such may differ from published views.

Fortis Bank (Nederland) N.V. is authorised by De Nederlandsche Bank N.V. in the Netherlands and regulated by the Financial Services Authority for the conduct of investment business in the United Kingdom. Registered Office: Prins Bernhardplein 200, Amsterdam, 1097 JB, Netherlands.

Fortis GMK UK Limited is regulated by the Financial Services Authority for the conduct of investment business in the United Kingdom. Registered Office: 5 Aldermanbury Square, London, EC2V 7HR, United Kingdom (Company number 02706278).